



ಬೃಹತ್ ಬೆಂಗಳೂರು ಮಹಾನಗರ ಪಾಲಿಕೆ  
Bruhat Bengaluru Mahanagara Palike



# BBMP COVID-19 WAR ROOM BULLETIN - 04.06.2021

BBMP / COVID-19 WAR ROOM / BULLETIN – 438/ 04.06.2021 / #BBMPfightsCOVID19



# ABSTRACT OF COVID-19 CASES IN BENGALURU



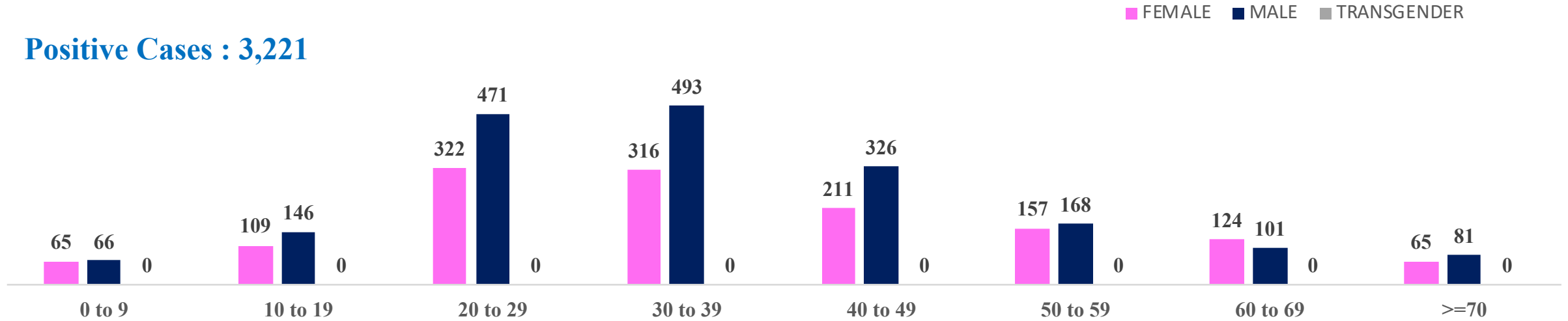
	MALE	FEMALE	TRANSGENDER	MALE	FEMALE	TRANSGENDER	TOTAL	
	Last 24 Hours	Last 24 Hours	Last 24 Hours	Cumulative	Cumulative	Cumulative	Last 24 Hours	Cumulative
<b>Positive Cases</b>	1,852	1,369	0	7,03,791	4,73,578	127	<b>3,221</b>	<b>11,77,496</b>
<b>Recovered Cases</b>	3,435	2,784	1	6,17,846	4,13,893	95	<b>6,220</b>	<b>10,31,834</b>
<b>Death Cases</b>	129	77	0	9,198	5,281	4	<b>206</b>	<b>14,483</b>
<b>Total Tests Done</b>	<b>In Last 24 hrs : 65,169</b>			<b>Cumulative : 1,31,12,914</b>				
<b>ACTIVE CASES</b>				<b>1,31,179</b>				



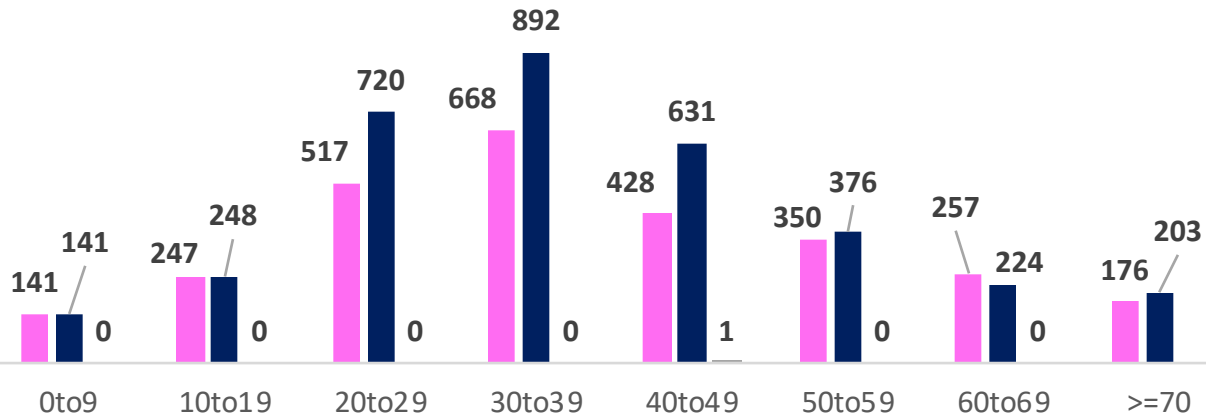
# LAST 24 HOURS AGE GROUP AND GENDER WISE DISTRIBUTION



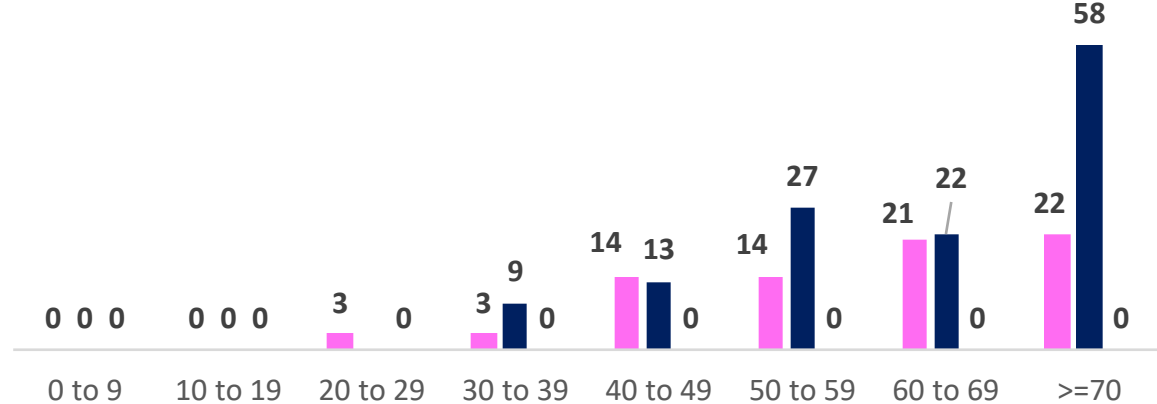
**Positive Cases : 3,221**



**Recovered Cases : 6,220**



**Death Cases : 206**





# SNAPSHOT OF BENGALURU COVID-19 CASES IN LAST 8 WEEKS



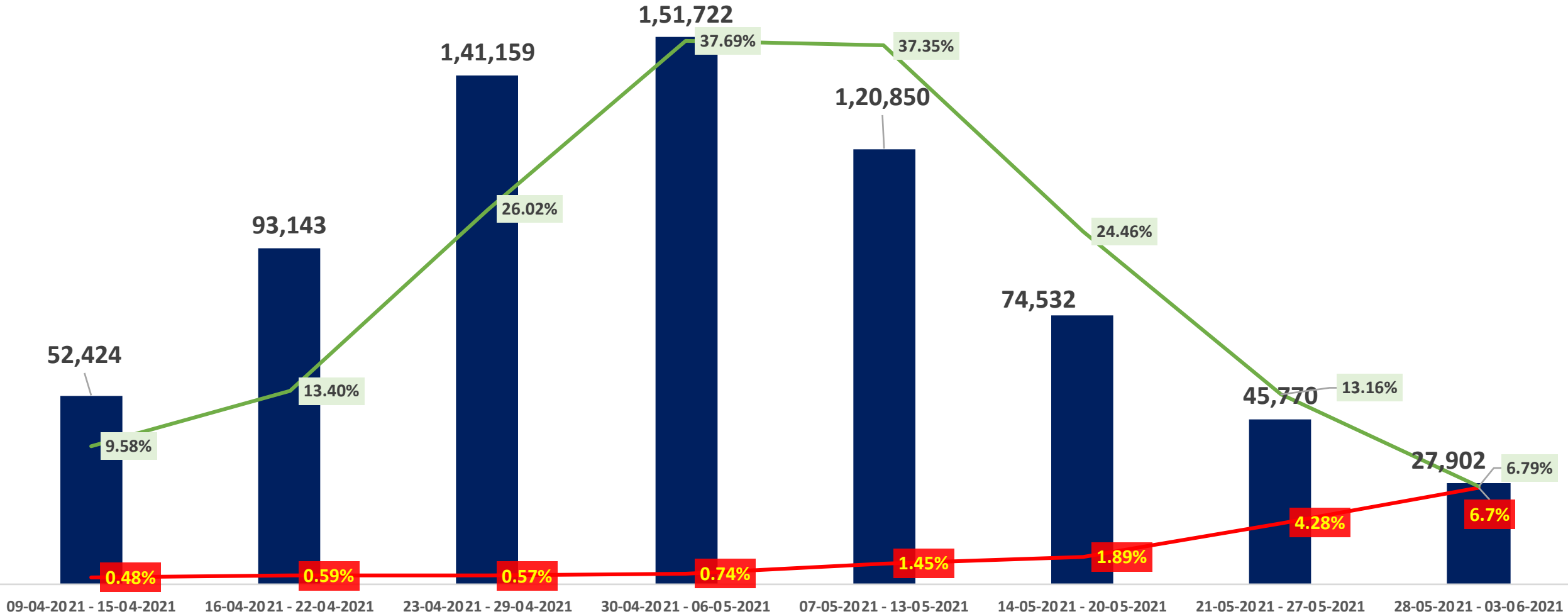
	09/04/21 TO 15/04/21	16/04/21 TO 22/04/21	23/04/21 TO 29/04/21	30/04/21 TO 06/05/21	07/05/21 TO 13/05/21	14/05/21 TO 20/05/21	21/05/21 TO 27/05/21	28/05/21 TO 03/06/21
<b>Total Positive Cases</b>	52,424	93,143	1,41,159	1,51,722	1,20,850	74,532	45,770	27,902
<b>Total Recovered Cases</b>	15,082	22,581	30,924	67,686	1,00,211	1,44,853	1,52,247	75,531
<b>Total Death Cases</b>	251	554	801	1,119	1,756	1,410	1,959	1,869
<b>Case Fatality Rate</b>	0.48%	0.59%	0.57%	0.74%	1.45%	1.89%	4.28%	6.7%
<b>Total Tests Conducted</b>	5,47,232	6,94,906	5,42,572	4,02,583	3,23,568	3,04,689	3,47,780	4,11,018
<b>Positivity Rate</b>	9.58%	13.40%	26.02%	37.69%	37.35%	24.46%	13.16%	6.79%



# POSITIVITY AND MORTALITY RATE OF BENGALURU – LAST 8 WEEKS

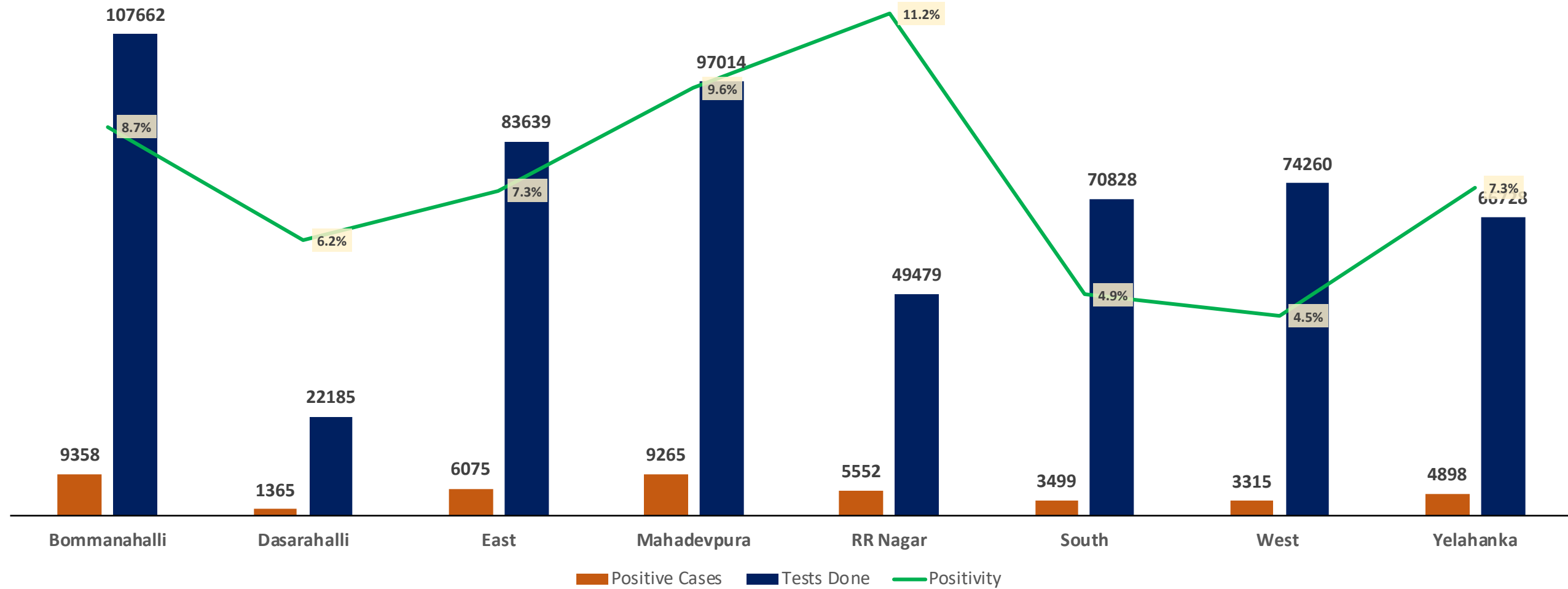


■ Total Positive Cases    — Case Fatality Rate    — Positivity Rate



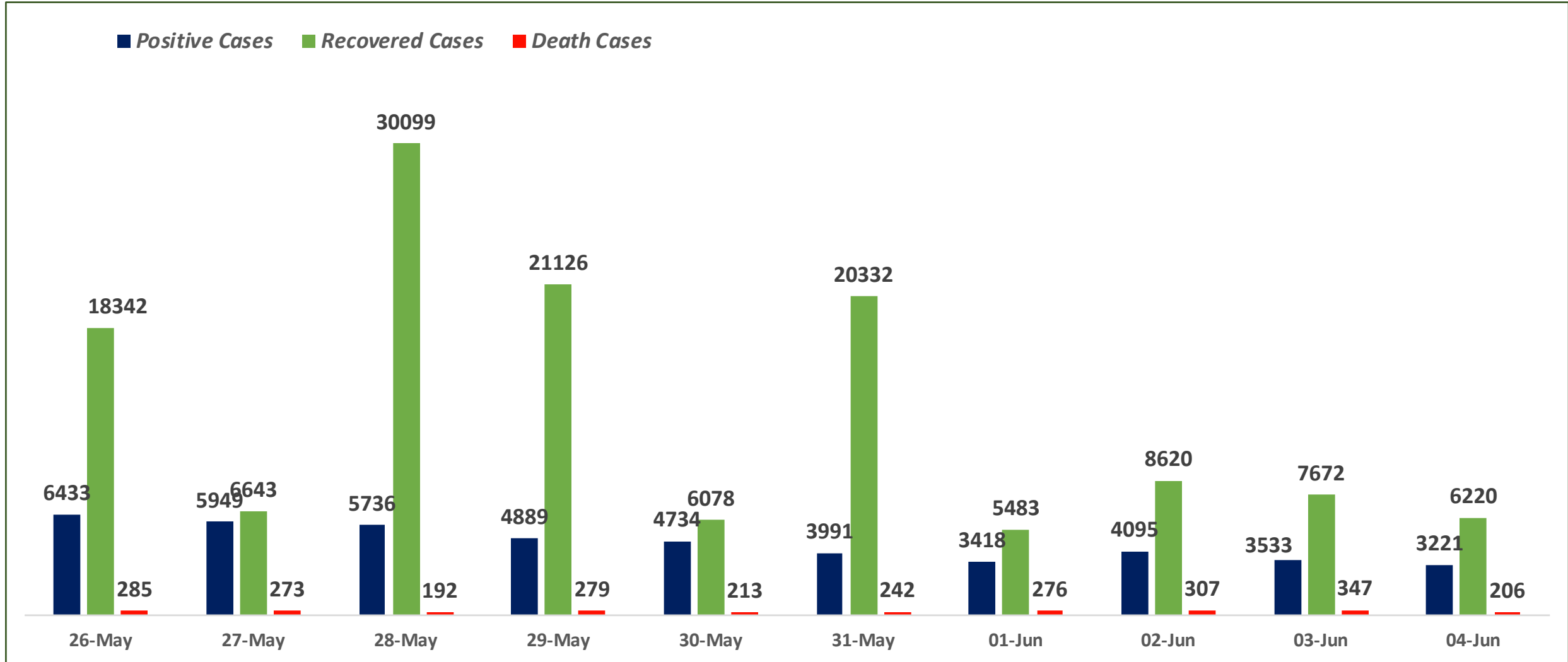


# ZONE WISE POSITIVITY TREND IN LAST 10 DAYS





# SNAPSHOT OF POSITIVE, RECOVERED AND DEATH CASES OVER LAST 10 DAYS ACROSS BBMP ZONES

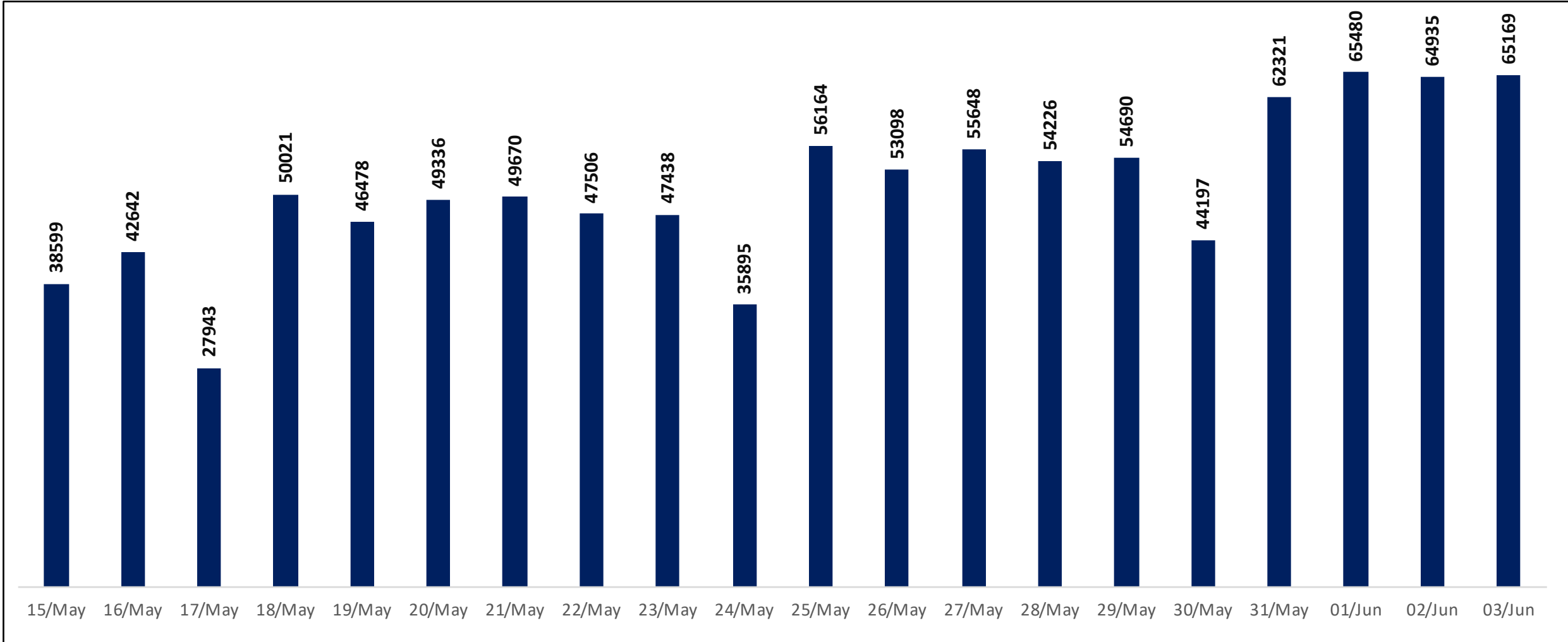




# TESTING TRENDS IN BENGALURU



Total Test Conducted Till Date	Test Conducted Last 24 hours
1,31,12,914	65,169





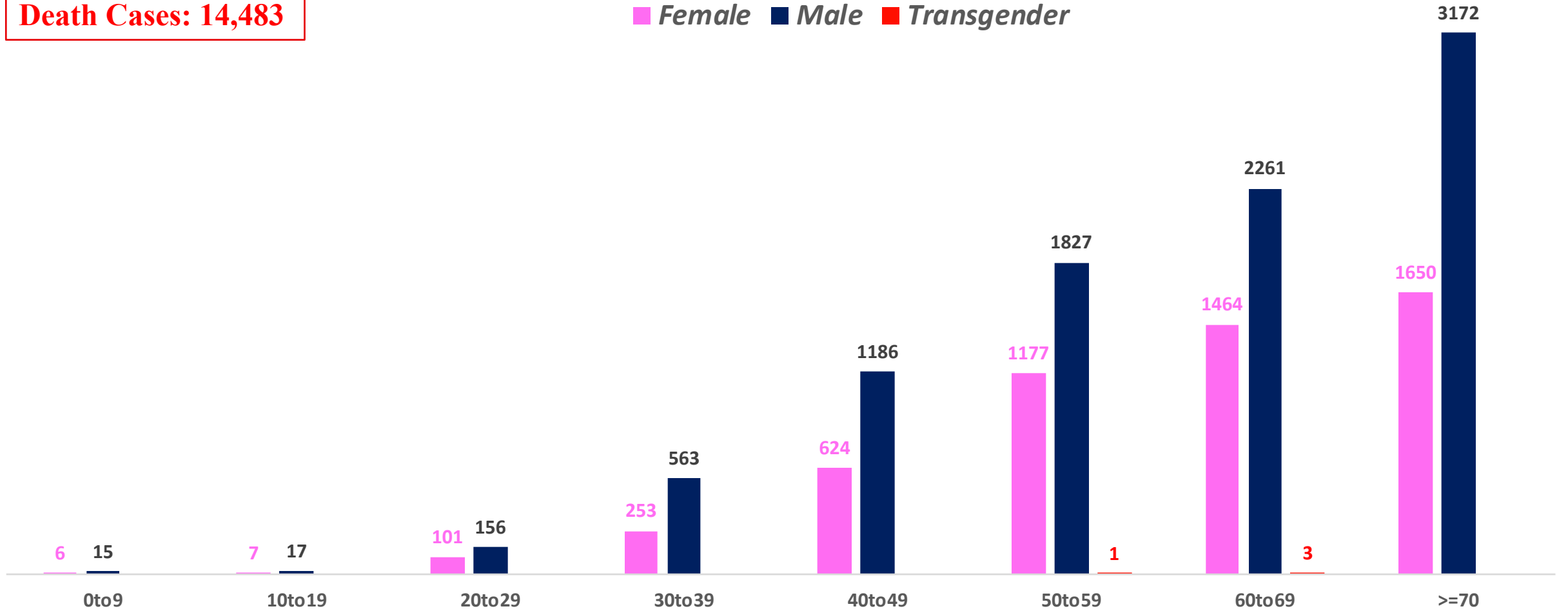


# AGE AND GENDER WISE DISTRIBUTION OF DEATH CASES



**Death Cases: 14,483**

■ Female ■ Male ■ Transgender

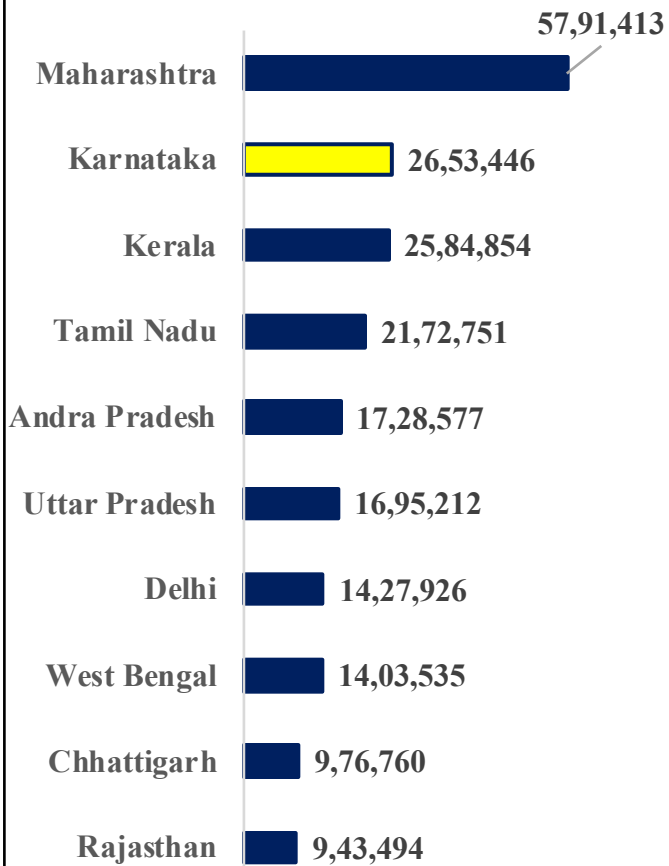




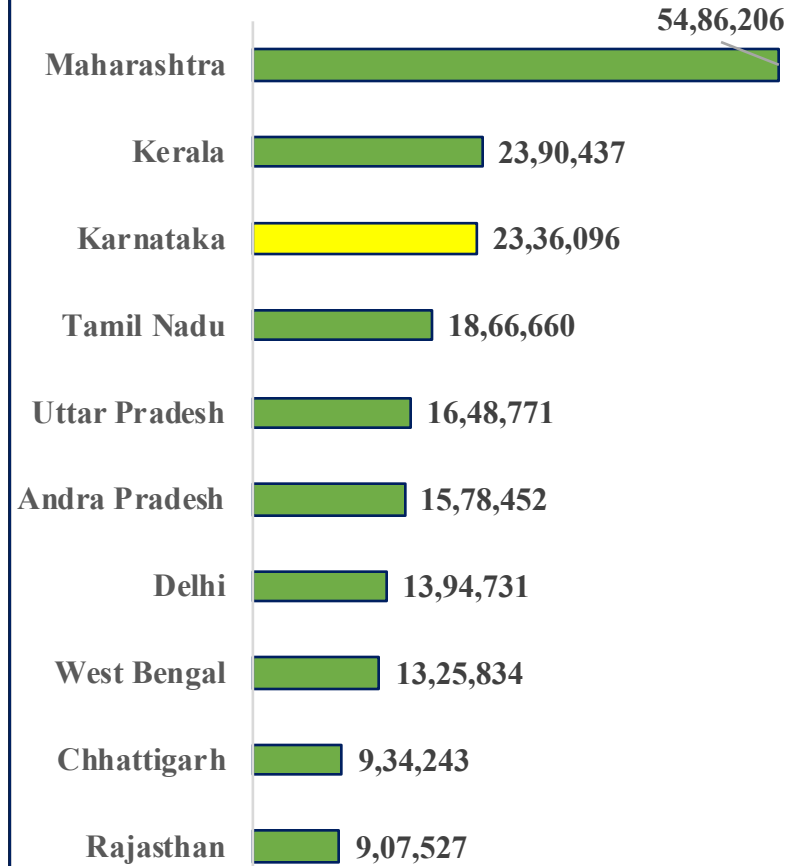
# TOP 10 COVID19 AFFECTED INDIAN STATES AS ON 03.06.2021



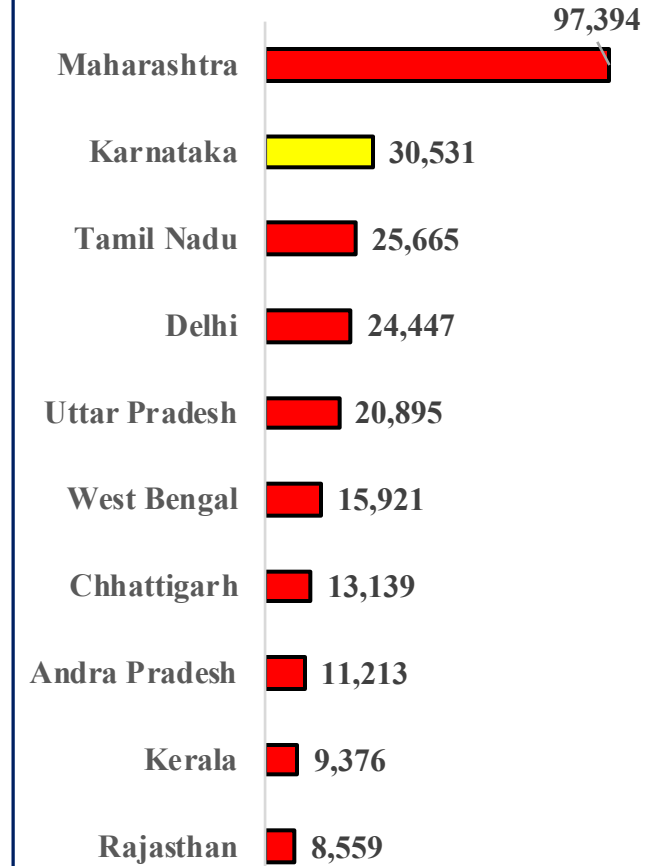
## Total Positive Cases



## Total Recovered Cases

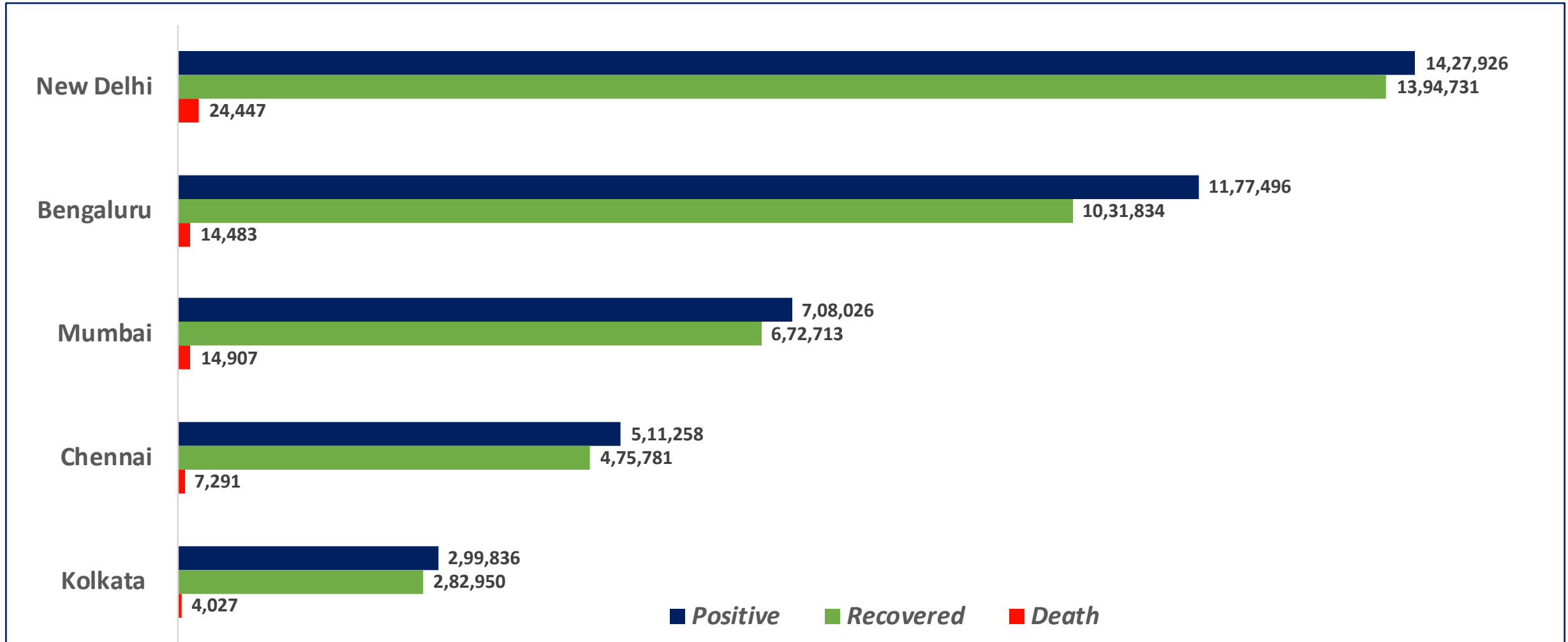


## Total Death Cases



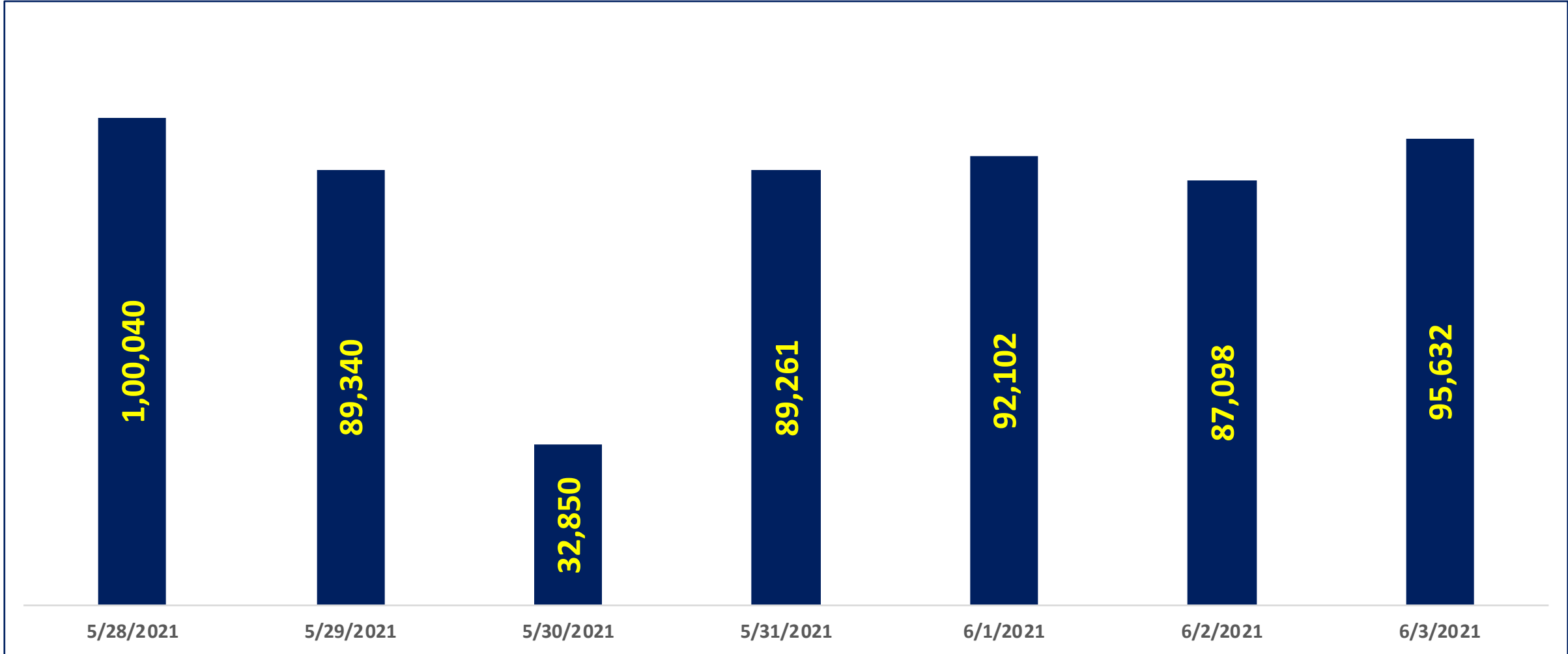


# BENGALURU AND METROPOLITIAN CITIES AS ON 03.06.2021





# TOTAL VACCINATION DONE IN LAST 7 DAYS





# COVID BED STATUS AS ON 04.06.2021



SR. NO.	Facility Type	No. of Hospital	Total Allocated Beds for C+ Patients					Occupied Beds for C+ Patients					Net Available Beds for C+ Patients				
			Gen Beds	HDU	ICU Beds	ICU-V	Total	Gen Beds	HDU	ICU Beds	ICU-V	Total	Gen Beds	HDU	ICU Beds	ICU-V	Total
1	Government Medical Colleges	4	60	615	63	82	820	11	183	63	82	339	49	432	0	0	481
2	Government Hospitals	16	673	216	70	147	1106	275	151	63	142	631	398	65	7	5	475
3	Private Medical Colleges	12	3966	2342	141	206	6655	169	592	112	190	1063	3797	1750	29	16	5592
4	Private Hospitals	143	2628	1736	328	215	4907	652	981	280	199	2112	1976	755	48	16	2795
5	Covid Care Centre	57	1674	1356	-	-	3030	551	111	-	-	662	1123	1245	-	-	2368
<b>Total Beds</b>		<b>232</b>	<b>9001</b>	<b>6265</b>	<b>602</b>	<b>650</b>	<b>16518</b>	<b>1658</b>	<b>2018</b>	<b>518</b>	<b>613</b>	<b>4807</b>	<b>7343</b>	<b>4247</b>	<b>84</b>	<b>37</b>	<b>11711</b>



# SNAPSHOT OF COVID-19 CASES IN BENGALURU URBAN



**Total Wards With  
>100 Cases\* :  
124**

**Tests Conducted  
On 03.06.2021:  
65,169**

**Recovery  
Rate:  
87.63%**

**Total  
Active Cases :  
1,31,179**

**Total Vaccinated on  
03.06.2021:  
95,362**

**Positivity  
Rate\* :  
6.79%**

**Active  
Rate:  
11.14%**

**Case  
Fatality Rate\* :  
6.7%**



\*Total positive cases In the past 10 days

\*CFR and positivity is for Past 7 days



ಬೃಹತ್ ಬೆಂಗಳೂರು ಮಹಾನಗರ ಪಾಲಿಕೆ  
Bruhat Bengaluru Mahanagara Palike



<b>Download BBMP Bulletin</b>	<a href="https://apps.bbmpgov.in/covid19/mediabulletin.php">https://apps.bbmpgov.in/covid19/mediabulletin.php</a>
<b>For BBMPCovid19 Bed Status:</b>	<a href="https://apps.bbmpgov.in/covid19/en/Bedstatus.php">https://apps.bbmpgov.in/covid19/en/Bedstatus.php</a>
<b>To register for vaccination :</b>	<a href="https://selfregistration.cowin.gov.in/">https://selfregistration.cowin.gov.in/</a>
<b>BBMP COVID19 Dashboard:</b>	<a href="https://apps.bbmpgov.in/covid19/">https://apps.bbmpgov.in/covid19/</a>
<b>Follow us on:</b>	 <a href="http://www.facebook.com/bbmp.comm1/">www.facebook.com/bbmp.comm1/</a>
	 <a href="https://twitter.com/BBMPCOMM">twitter.com/BBMPCOMM</a>

**Issued by:**

**Honorable Chief Commissioner, BBMP  
Special Commissioner Health & IT, BBMP  
MD, Bengaluru Smart City Limited**

**THANK YOU !**

